



Canada's **Building** Centre®

Project Of The Month

GARAGE



PROJECT OF THE MONTH: GARAGE



Garage trends

Add a contemporary touch

Contemporary garage door styles are becoming more common on homes with traditional architecture and this is in keeping with the move to an overall minimalist design trend. Both homes pictured here are very traditional in materials and design but the neutral colour scheme and simple lines push them in a more contemporary direction. The addition of modern garage doors further underlines the contemporary style. The windows in contemporary doors are the biggest difference from traditional doors. Large windows bring in natural light and create the illusion of more square footage. With the garage door taking up a major portion of these home's frontage, the large windows help break up the space for a relaxed and sophisticated look. Five years ago, only homes with modern architecture had contemporary styled garage doors. Today, the lines between styles are becoming blurred. Both of these houses would look equally great with traditional or carriage-style garage doors. Homeowners now have more choices. At TIMBER MART, we offer a variety of residential garage doors and can help you choose between different garage door styles to suit your home and budget.



PROJECT OF THE MONTH:

GARAGE



Elite



Contemporary



Esteem



Canada's Building Centre

Product
profile

Quality Steel-Craft garage doors

Steel-Craft offers a wide variety of residential garage doors and an array of top-quality replacement parts. Whether you are replacing an old garage door, building a new garage, or repairing a broken door, Steel-Craft has what you're looking for. All Steel-Craft door styles are built to stand up to our wide-ranging Canadian weather with a patented "Weather-Lock" system and 100% Canadian steel. May be special order.



PROJECT OF THE MONTH: GARAGE



Canada's Building Centre

Build a garage with a TIMBER MART garage package



Our expertise in lumber and building materials allows us to offer pre-planned garage packages in assorted sizes. You choose the size, we'll package it up.

Our DIY garage packages make your project easier by providing you with top quality building materials you need to get the job done. Every basic garage package includes a structural wall system, top and bottom plates, large and small headers, gasket, wall studs, wall sheathing, roof system, 25 year shingles, garage door, entry door and hardware, 36" x 24" window and all required nails. Also included is a garage instruction guide specific to that particular size. Guide includes a tool and material list, non-construction drawings and helpful advice. Priced separately are construction blueprints, footings, foundation and floor as well as finishing items such as siding and

interior finishing products. Optional vinyl siding packages are available for all garage packages. We can alter the size of any garage package or customize your finishing choices to fit your needs. Before choosing the size of your detached garage, check your municipal regulations. Most areas have strict rules about garage size often based on the size of the property and the existing house. There may be location setbacks and height restrictions that could limit the size you build. Talk to the experts at TIMBER MART about all the build and design options open to you. We will quote your project costs and help you meet your budget needs.



PROJECT OF THE MONTH: GARAGE



Canada's Building Centre



Garage plans

Distinctive & fully customizable

When you're thinking about building your dream garage, come to TIMBER MART first. We have a large selection of exclusive garage plans to choose from. From one car to multiple vehicles, TIMBER MART garage plans are available in a variety of sizes and styles to suit your needs and budget. We make it easy to turn your ideas into reality. Our experts can help you customize any plan to make your dream garage come true. We'll start by assisting you in the planning stage, then equip you with all the supplies, tools and helpful advice you'll need to complete your project to your satisfaction. Shop for plans and supplies at TIMBER MART - where the contractors go!



Pick up our exclusive Garage & Shed Plans book in-store or check our plans online at timbermart.ca

PROJECT OF THE MONTH: GARAGE



Canada's Building Centre

Product
profile

Exterior finishes



When building a garage, the exterior finishes you choose can have a big visual impact on the overall look of your property. Upgraded siding and a stone skirt can turn a utility building into an architectural extension of your home. James Hardie® fibre cement siding products are designed to resist the most extreme weather conditions while delivering long term beauty and low maintenance. Enjoy the warm, natural look of wood siding with unprecedented peace of mind. Adding the look of natural stone immediately gives a high end look and for not necessarily a high end cost. Fusion Stone is an easy and budget-friendly way to beautifully upgrade your garage. Other finishes to consider are exterior lighting, side door, windows and roof material. When making your exterior finish decisions, don't forget about maintenance. Choose materials that won't require constant upkeep. Our Build Experts can help you determine the right material for your garage project. We'll discuss your preferences and budget, show you options and make sure your project meets all your expectations.




PROJECT OF THE MONTH: GARAGE




Canada's Building Centre

Product
profile

Embarrassed to open your garage door? It's time to clean up



Organization kits Storing extension cords, brooms, shovels, tools and even sporting equipment has never been easier. These track systems include multiple styles of hooks and are easily mounted to the wall. Kits include two 24" rails for 4' of storage space. Available in 7, 9, or 15-piece multi-purpose kits as well as an 8-piece ski storage kit. Extra rails and hooks are available.



Pegboard hooks Do you have small tools like screwdrivers, hammers and wrenches that make the drawer of your tool chest look cluttered and disorganized? Using pegboard hooks allows for easy access to tools that can be sorted by size or function. Pegboard hooks fit 1/8" and 1/4" pegboard and are available in multiple styles so you can customize for your needs.



Bicycle lift Maximize your bicycle storage with a pulley system that takes the ease out of lifting. A safety lock helps prevent accidental release and falling.



Storage hooks Get items off the floor. Storage hooks are ideal for hanging bikes, large tools and even lumber. Available in a variety of shapes and sizes.

onward

PROJECT OF THE MONTH: GARAGE

Dream garage

True car and motorcycle lovers want a custom garage that provides a place to tinker in a comfortable (and cool) environment. A weekend or two of relatively simple DIY projects could get you your dream garage to work in and also hang out with friends. Start with insulation and drywall for the ceiling and walls and finish with a coat of paint. Protect the concrete floor with epoxy floor paint or get fancy with checkerboard concrete floor paint. Storage will be a big component of your dream garage, you'll want ample cabinetry to close the doors on clutter. Don't want to buy new cabinets? Look online for deals on used kitchen cabinets from a kitchen renovation, retrofit the units to your space and paint them a funky colour. Every good hangout needs a sitting area to kick back after an afternoon's work, a mini-fridge for cold drinks and don't forget a big screen tv to watch the game. Good lighting means general overhead lighting so you can work or hangout when the sun goes down and specific task lighting for detail work. For the serious car enthusiast, consider a car lift to give you complete access to the vehicle's undercarriage. If you want your dream garage to be four season, include a heat source with ventilation. Transforming your garage into a dream garage is a great way to utilize space that is already part of your home. Whatever your ideas are, TIMBER MART has top quality materials and expert advice to ensure your garage project will be completed with professional results.



Canada's Building Centre



Buy now, pay later with your TIMBER MART GARAGE PROJECT CARD*

Buy now, pay later makes it easy to
offset the cost of your home improvement
project for up to 6 months when you use
your TIMBER MART credit card.



Click here to apply for
financing instantly online
or text Timbermart to
32471 (French 32472)

Financing
provided by:



© 2022, TM Fairstone Financial Inc. web.fairstone.ca/timbermart

*On approved credit (promo code 14065). A \$21 annual membership fee may be charged to your Account subject to certain conditions. At participating locations only. Offer applies to a total single purchase of \$299 or more, using your TIMBER MART consumer credit card. Financing is provided by Fairstone Financial Inc. and is subject to all the terms and conditions in your cardholder agreement and the credit promotional plan disclosure statement (collectively the "Account Agreement"). Finance Charges will accrue on the purchase from the beginning of the credit promotional period of 6 months, but no minimum payments will be due during the credit promotional period. However, if you pay the purchase price in full by the expiration date of the credit promotional period, all of the accrued Finance Charges will be waived and no Finance Charges will be assessed on the purchase. Otherwise, if you choose to not pay the purchase price in full by the expiration date of the credit promotional period, all of the accrued Finance Charges will be assessed at that time. On termination or expiry of the credit promotional plan (or for purchases that are not part of the credit promotional plan), the standard APR of 31.99% and the terms of the Regular Credit Plan will apply to all outstanding balances owing. This offer cannot be used for previous purchases and cannot be combined with any other offers, promotions or special incentive programs. Certain terms and conditions apply. See store and Account Agreement for further information.

PROJECT OF THE MONTH: GARAGE



Canada's Building Centre

Looking for more interior living space? Consider a garage conversion

If your house is bursting at the seams and you're looking for more living space, converting your garage may be the answer. The structure is already there, you just have to finish the interior. Converting the garage door to a solid wall will be one of the bigger build elements and is an opportunity to add a natural light source with one or more windows or a glass door. Ensure you have enough power for your new room and add wiring to accommodate electrical outlets, lighting as well as a heating and cooling system. Insulating the walls, floor and ceiling will help regulate the temperature to keep you and your family comfortable. Adding plumbing is possible with most garages but can drive the cost up and running plumbing pipes could have an impact on surrounding rooms. Finish your new room's interior to match the rest of your home so there is a seamless transition. You want your new living space to not look like an obvious garage conversion from the inside and from the outside. If possible, use the same exterior finishes as the rest of your house so that the new wall blends with your home's architecture. If this is not possible, which is often the case, you can make the new wall a feature. For example, you could have floor to ceiling windows or windows that take up most of the width and skirt the bottom with a complementary stone laminate. Finishing the exterior should be included at the planning stage since those limitations could influence your design choices. Before you start your garage conversion, be sure to research local regulations and find out what permits are required. For top quality lumber and building materials, visit TIMBER MART. Let us know your building ideas and we can offer expert advice to ensure your garage conversion will be completed with professional results.



PROJECT OF THE MONTH: GARAGE



Canada's Building Centre

Product profile

Upgrades



RUST-OLEUM
BRANDS

Floor There are many concrete floor paints out there but an epoxy floor coating is the best choice for hard working garage floors. An epoxy floor coating will not only make your garage floor look beautiful, it will protect your concrete with one of the most durable and long-lasting coatings available. The formula is comprised of two parts, a polyamine hardener and epoxy resin, and these are combined immediately prior to use. Great care must be taken to prepare the concrete surface before application. The floor should be completely clean and dry before application. Rust-Oleum EPOXYSHIELD® Garage Floor Coating Kit applies in one easy coat and protects against gasoline, antifreeze, motor oil, salt, hot tire pick-up and cracking. Each kit covers 250 sq. ft. and is available in Grey or Tan. For best results, top coat with Rust-Oleum Premium Clear Coating for ultra protection and a high-gloss finish.



CHAMBERLAIN

Opener There's no denying that a garage door opener allows coming and going from your garage very easy. Today's openers have the option of being monitored by a smart phone so you can create permissions and allow temporary access. Other modern features include integrated cameras with 2-way audio, battery back-up and space-saving wall mount models. When shopping for a garage door opener, there are specific factors to take into account. Openers are available in different weight capacities and drive styles, the most popular being belt-drive and chain-drive. You'll also need a model with adequate horsepower to operate your garage door and there are three options, 1/2-HP, 3/4-HP and 1-HP. The standard and most popular being 1/2-HP. In order to ensure you purchase an opener that best meets your needs, talk to one of our Garage Experts about the latest technologies available to you.



Lighting Garages tend to be darker than other areas of your home because they typically don't have many windows to let in natural light. The amount of light you need for your garage depends on the size of the space, if there are natural light sources and what you will be using your garage for. A garage that is used mostly for storage should be fine with simple overhead lighting. The more you use your garage, the more you'll want a well-lit space. LED wrap lights mounted flush to the ceiling provide bright light for a large space without using a lot of energy. Their low-profile design keeps them out of the way of ladders, boards, or other large items you may be moving. They are available in assorted lengths. Task lighting in the form of portable work lights are handy to direct light to a particular area for more detail-oriented work.

PROJECT OF THE MONTH: GARAGE




Canada's Building Centre

Paint your garage interior

Painting the interior of your garage is not that much different than painting the interior of your home. More care should be taken in the prep stage since the garage can be quite a dirty space. Start by vacuuming the walls and ceiling to remove dust, loose dirt and cobwebs. Use interior latex paint and not exterior paint for this indoor space. Exterior paint is not recommended since it often has anti-mildew additives and wasn't meant to be used in a closed-in space. For the walls and ceiling, Sico Evolution is combined paint and primer and can be applied to bare drywall, saving you a step. Eggshell finish is fine for the walls but satin or semi-gloss will be easier to clean. For trim and the small entrance door, use Sico Doors and Trim interior paint for maximum durability. Both these Sico paints are ultra-scrubbable making cleaning easier. The colour you choose is completely a personal decision. Garages tend to be dark and shadowy so a light colour is recommended. Any room with a fresh coat of paint is an easy and inexpensive transformation and the garage is no different. It will immediately look cleaner, brighter and well maintained.




SICO





Canada's Building Centre



Concrete sealants: simple solutions for heavy-duty projects

Reach for a concrete sealant if you need to fix cracks in garage floors, sidewalks, driveways, or other concrete floor surfaces in or near your garage. While some of these occurrences are simply unsightly, others, like gaps in concrete flooring, can be dangerous and need to be repaired quickly. If you have a repair project at hand, you will want to use a flexible filling material that expands and contracts as materials move.

Concrete surfaces, such as garage floors and driveways, are regularly exposed to pedestrian and vehicular traffic, so your sealant will need to resist abrasion and tear. Additionally, if you are sealing contraction/expansion joints on these surfaces, you will need a sealant that forms flexible bonds that consistently withstand joint movement without distortion or failure. This flexibility protects the original seal and helps it stay resistant to weather, stress and movement. LePage PL Polyurethane Concrete Crack & Masonry Sealant does all that and more: It is virtually unaffected by extreme temperature changes and can be painted to blend in with surroundings for a professional look. Additionally, it can be used for old or new concrete, but if you are applying it to fresh concrete, make sure it is fully cured before you start sealing.

No matter the project, LePage has the right sealant solution for your needs and TIMBER MART has a wide selection of LePage products so you can the job done right!

