



Canada's **Building** Centre®

**Project Of The Month**

# DOORS & WINDOWS



*Bonus  
feature  
inside!*





# Update with style

**Replacement doors and windows not only increase your home's security and energy efficiency, they are also an opportunity to add architectural interest and make a great first impression**

When purchasing new doors and windows the options are plentiful, with styles available to suit all needs and budgets. TIMBER MART's extensive range of durable doors and windows combines beauty and functionality. Advancements in technology have enabled manufacturers to incorporate smart design into modern-day doors and windows helping you money on energy bills and keeps your home at the perfect temperature year-round. Today, many window designs simply push inwards for effortless cleaning. Most styles are DIY-friendly, easy to maintain and built to withstand Canada's harshest weather. The right windows and doors can also help improve airflow in your home. Add an extra level of security with state-of-the-art locking systems and exterior door hardware, guaranteed to make your home feel secure. TIMBER MART stocks high-quality doors and windows from trusted brands that can fully transform the look and feel of your home. Our team of experts will help you find the perfect fit for your window and door replacements without compromising on style.




**Our doors and windows are ENERGY STAR rated. These products meet international standards for high energy efficiency and carry a visible label. Look for doors and windows that feature low-E glass which is designed to reflect heat. Low-E glass repels ultra-violet rays that add unwanted heat to your home in summer and absorbs the rays in winter to help heat your home.**



## PROJECT OF THE MONTH: DOORS & WINDOWS

# We have doors



Whether you're renovating the exterior of your home or just want a welcoming entrance for your guests, a new front door can add the finishing touch. Entry doors have big impact – they protect your home from the elements and intruders, and boost your home's value. Doors with windows are becoming a popular trend since they allow natural light into your home and add a level of elegance to your entry. Most door styles are available with sidelites and some have matching transom windows. TIMBER MART carries a selection of stylish in-stock entry doors or choose from a wide variety of special order doors. We partner with the best door suppliers who give careful attention to energy performance and meet the highest production standards. We can help you make the right choice from the wide variety of styles, colours and other options available to you.



## PROJECT OF THE MONTH: DOORS & WINDOWS



Canada's Building Centre

# Choosing an exterior door

Being creative when choosing a front door can be a budget saver. Pictured here is an impressive front entry but when you break it down, the choices made are quite economical. This budget-friendly door has been paired with two windows and a transom above. Combined they have a high end look but without a high cost.

When choosing an exterior door, there are many factors to consider. While aesthetics may point you in a particular direction, function, strength and maintenance are equally important. Exterior doors must be tough enough to withstand our Canadian climate yet welcoming and beautiful. Below are factors to consider when making your decision.

**Style** Because an entry door is considered an architectural element, let the style of your home dictate the style of door you choose. There are often many style options to choose from within your particular architectural style.

**Material** Doors come in 3 basic materials, wood, steel and fibreglass. Steel and fibreglass doors are more popular and each offers good energy efficiency, security, durability and maintenance. Which one is better depends on your preference and often your budget. Fibreglass doors can replicate the look of a wood door but with the strength of a steel door.

**Configuration** The size of your door opening will determine if you go for a single door, one sidelite, two sidelites, double doors, or an added transom window above. Do you want a window, also called a lite, in your door? Door lites, and sidelites, come in a variety of shapes and sizes. There are options for the panel detail below the lite. A single panel has a more contemporary feel while 2 or more panels lean traditional.

**Glass** If you do go for a door lite, your next decision will be choosing the glass. There are many glass designs and they range from simple grills to ornate scroll work to more practical internal blinds. This is where you can let your personal style guide your decision.

**Colour** Door manufacturers offer a range of factory applied colours including stains that mimic woodgrain. The style of your house can determine your colour direction or you can be bold and choose something unexpected. If the manufacturer choices are too limited for your imagination, go with factory white and paint your door the exact shade you want.

**Slab vs pre-hung** Another decision to make is whether to purchase a slab door or a pre-hung door. A slab door is just the door by itself. A pre-hung door is a slab door pre-packaged with its own frame and hinges. A slab door is less expensive and good if you are only replacing an existing door with a sound frame. Pre-hung doors are an ideal choice if your existing door frame needs replacing or if you want to enlarge the door opening.





## PROJECT OF THE MONTH: DOORS & WINDOWS



# Other exterior doors

TIMBER MART offers a full line of energy efficient door systems including storm doors, garden doors and patio doors, all engineered for durability ensuring many years of worry-free use. Each door system comes with its own set of options and innovations to meet your needs, style and budget.



### Special order

Get a custom look by combining special order doors and windows.

Details in-store.



**Patio door** If space is an issue inside your home, a sliding patio door may be the answer. They also come in wide sizes for large openings. Available with internal grills.



**Garden door** A convenient way to bring in light and provide easy access to your deck or patio. Garden doors usually feature one operable door and one fixed. Also available without internal grills.



**Storm doors** Protect your entry door from the elements while adding an extra layer of insulation. Available in full lite, 2 lite or 3 lite and in an assortment of colours, finishes and screen options.

## PROJECT OF THE MONTH: DOORS & WINDOWS

# Exterior door hardware

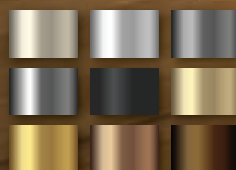
Add security and ease to your entrance with the latest in exterior door hardware. Beyond the traditional keyed handleset and deadbolt combination, exterior door hardware is now available with keyless entry using an electronic locking system. These can be just as easy to install as a regular handleset, and come with step-by-step instructions. Once installed, homeowners can simply use a keypad to punch in a code to lock or unlock the door, making them a popular choice for new homeowners. Internal levers are an all-age-friendly option, as they are easier to grip than doorknobs. TIMBER MART carries secure and reliable entry door handlesets, levers and doorknobs for all price-ranges, with secondary locking systems for ease of mind.

### Pick a style

Handlesets and door hardware are available in an variety of attractive styles. Choose a handleset that suits your entry door and the architectural style of your home.



**Pick a colour** Choose a metal colour that best compliments the main colour of your home's exterior. For a coordinated look, choose the same finish for handleset, lighting and house numbers.



Canada's **Building Centre**



## Buy now pay later with your TIMBER MART Project Card\*

Buy now, pay later makes it easy to offset  
the cost of your home improvement  
project for up to 6 months when you use  
your TIMBER MART credit card.



**Click here to apply for financing  
instantly online or text Timbermart  
to 75837 (French 51767).**

Financing provided by: **Fairstone**

© 2021, TM Fairstone Financial Inc. • web.fairstone.ca/timbermart

\*On approved credit (promo code 14063). A \$21 annual membership fee may be charged to your Account subject to certain conditions. At participating locations only. Offer applies to a total single purchase of \$299 or more, using your TIMBER MART consumer credit card. Financing is provided by Fairstone Financial Inc. and is subject to all the terms and conditions in your cardholder agreement and the credit promotional plan disclosure statement (collectively the "Account Agreement"). Finance Charges will accrue on the purchase from the beginning of the credit promotional period of 6 months, but no minimum payments will be due during the credit promotional period. However, if you pay the purchase price in full by the expiration date of the credit promotional period, all of the accrued Finance Charges will be waived and no Finance Charges will be assessed on the purchase. Otherwise, if you choose to not pay the purchase price in full by the expiration date of the credit promotional period, all of the accrued Finance Charges will be assessed at that time. On termination or expiry of the credit promotional plan (or for purchases that are not part of the credit promotional plan), the standard APR of 31.99% and the terms of the Regular Credit Plan will apply to all outstanding balances owing. This offer cannot be used for previous purchases and cannot be combined with any other offers, promotions or special incentive programs. Certain terms and conditions apply. See store and Account Agreement for further information.



## PROJECT OF THE MONTH: DOORS & WINDOWS

# Paint your front door

Changing the colour of your front door is an easy weekend project that'll score you major curb appeal points. Choose a colour in keeping with the style of your home or be bold and choose something unexpected. If you are unsure about which colour direction is right for your home, click on the links below for inspiration and advice from the colour experts at PPG and SICO.



**How to paint a door.** Front doors have become the new accent wall. Painting a door is an easy weekend project and a great way to convey your personality. Welcome guests to your home by painting a bright or bold colour on your front door, or make a statement by painting interior doors a surprising colour.



**Outside first impressions!** It's a well known fact: first impressions matter! From first dates to job interviews, being manicured and well put together goes a long way toward impressing a prospective employer or romantic interest. Your front door is no different.



Canada's Building Centre



## How to paint trim

Painting the trim in your home is a great way to enhance a room quickly and efficiently with little effort or skill required. The trim in a room, including baseboards, wainscott ceiling moulding, and the trim around windows and doors, can really liven up a room when you choose an appropriate paint colour. Click the link below for more information from the colour experts at PPG.



**How to paint trim.** Choosing the right paint colour makes all the difference



## PROJECT OF THE MONTH: DOORS & WINDOWS



# Vinyl windows

## More light, more efficient, more style

When you make the decision to update your windows, you may be tempted to replace the style you have with a more efficient version of the same style. But, this can be an opportunity to change things up. Ask yourself if you want your windows to perform differently. Do you want more ventilation? Do you want more window area and less frame? The style you choose will depend on your needs and will help define your home's architecture and character.

**Internal grills** From traditional to contemporary, there's a grill pattern to suit every house style. They give the look of individual panes of glass while maintaining energy efficiency. The grill pattern you choose should work hand-in-hand with your chosen window style to enhance your home's architecture. Note that grill patterns may vary with window size and can be available in black as well as white.

**Brickmould** This is exterior trim for windows and doors that acts like a picture frame. It covers the gap between the frame and the exterior wall making the window or door look bigger. It gives the look of a high-end finish and is available in a variety of profiles.






## PROJECT OF THE MONTH: DOORS & WINDOWS



Hung

Hung windows have a fixed sash that ensures an airtight seal for greatest efficiency and years of reliability. Available as single or double-hung.



Slider

Popular for their streamlined look, sliders have two sashes – one stationary and one that slides left or right. The operating sash is removable for easy cleaning.

# 4 window styles



Casement

Casement windows offer the simplicity of modern design with maximum ventilation. They are hinged on either side to allow the sash to open outward, left or right, in a swinging motion.



Awning

Compatible with many architectural styles, awning windows are often grouped with other window styles. Awning windows are hinged on top and swing open outward from the bottom.

## Add a skylight

The biggest benefit of adding a skylight to your home is how much natural light they bring into your space. They are a natural solution for spaces where privacy is an issue. TIMBER MART carries a wide range of fixed and venting skylights with a full assortment of features including optional factory-installed blinds. There are two main types of skylights: curb mount and deck mount.

**Curb mount** These are the most common type. They require a box structure for the unit to sit upon and fit over the curb like a lid on a shoe box.

**Deck mount** This type is directly attached to the roof deck and features a lower profile because there's no box structure underneath. These hug the roof and are considered a more energy efficient choice.





Canada's Building Centre

# Quick sealant tips to enhance window and door efficiency

A good seal is essential for extending the lifespan of your windows and doors. The gaps in a window or door can let in the elements, cause costly wall or framing damage, and may end up raising your energy bills. How do you know which sealant to select and what areas around your windows, doors or trim need sealed? Read on for some important tips:

- Window seals typically develop breaks or leaks at points of contact: where one section of the windows meets another, where the window meets the frame, or where the frame meets the wall. This is true both on the interior and exterior.
- The best window & door sealants are flexible to allow for expansion and contraction over time and are commonly used at junctions between dissimilar materials, such as the gap between the window trim and siding, or where the window frame meets the trim. LePage® QUAD® MAX can be used in any weather condition and can effectively flex and retract with the continual seasonal movement in building materials.
- On the inside of the house, it is important to seal any gaps where the window trim meets the window frame (inside the window) and the joint where the window trim meets the wall, which is where air leaks around the window frame would most likely be found. Select a sealant that is safe for use indoors and can be painted, such as QUAD® MAX, which is solvent-free and can be painted in as little as 1 hour.
- If you're not sure where your windows are leaking, hold a lighted candle around the seams. If the flame twitches, you've found a leak!

No matter the project, LePage has the right sealant solution for your needs and TIMBER MART has the right selection of LePage sealants so you can get the job done right.







Canada's **Building** Centre®

**Project Of The Month**

# INTERIOR DOORS & TRIM



## PROJECT OF THE MONTH: DOORS & TRIM



Canada's Building Centre



METRIE.

# Farmhouse fresh

One of the most popular and current decorating trends is modern farmhouse style. It's a casual version of traditional style combined with the clean lines of contemporary style. Look for comfortable and inviting furniture mixed with salvaged items, reclaimed wood and sophisticated accessories. Think less rustic and fussy, more minimal and sleek. Above all, modern farmhouse interiors evoke an uncluttered feeling of warmth and coziness. The interior finishing experts at Metrie have carefully curated combinations of moulding and interior doors that come together to help you achieve this style in any space. Clean lines with minimal details merge traditional with contemporary to create a look that adds texture without taking away from the pure simplicity of modern farmhouse design. Shiplap wall paneling is another key Metrie design element that adds visual character and texture to an otherwise blank wall. Available in assorted widths and can be hung horizontally or vertically, it's a perfect way to transform a room in just one weekend. By designing your home with these style elements, you can get this same look and charm. Metrie modern farmhouse interior finishes are an easy and straightforward way to complete a farmhouse style in any room.





## PROJECT OF THE MONTH: DOORS & TRIM



Canada's Building Centre

# Co-ordinated style

**Match interior doors with mouldings of a similar style to give your home a consistent finish**

Doors and trim offer the opportunity to give your home your own stamp and you can be as creative or conservative as you wish. The goal is to make choices that reflect your personal style as well as remaining timeless so they look great for years to come. While today's interior door and moulding profiles have blurred the lines between styles, it's important that they work together. If you choose a contemporary door, your trim should have a contemporary look as well. If you choose a more detailed traditional door, your trim should lean more traditional. If you need a little help choosing, the experts at Metrie have designed the perfect combinations of doors and moulding. Click on the link below to find the co-ordinated style that works best for you.



**Metrie Option M:**  
Interior moulding and door combinations



# PROJECT OF THE MONTH: DOORS & TRIM



Canada's Building Centre®

## French door

These are classic doors that bring a touch of elegance to any room. They allow natural light and a sense of space to flow from one room to another. If privacy is not an issue, clear glass doors can be used effectively as a divider between linked rooms. If privacy is an issue, doors are available with frosted glass. The traditional French door has multiple panes of glass while the more contemporary style has one pane and that makes these doors a versatile style choice.

## Pocket door

A sliding pocket door is a space-saving solution similar to a barn door except the door and hardware are hidden inside the wall. The door you choose will completely disappear when open creating a unique and streamlined look. Installation of a pocket door kit is more involved than a barn door because the wall will need to be opened up then refinished when done.

## Bi-fold door

Often used as closet or pantry doors where space is limited. They fold in half to open outwardly allowing access to 90 percent of the closet's width. Bi-folds are available in the same styles as swinging doors and it is most common to seamlessly match your bi-fold door to the rest of the doors in your home.

## Door hardware

Countless styles and finishes can make this decision seem overwhelming. Narrow your choice by deciding if you prefer a knob or a lever. Choosing between the two comes down to personal preference and ease of use. Next, consider the function of your handle. There are 4 categories and each has it's own purpose.

**Passage** Intended for passage from one space to another and does not include a lock. Used for closet, pantry and bedroom doors.

**Privacy** Ideal for bathrooms, bedrooms and home offices. The privacy side is lockable and there is no lock on the outside. There may be a small hole in the outside handle that can be accessed by an emergency key.

**Keyed** Includes a lock on both sides and can be used on interior or exterior doors.

**Dummy** These are non-functioning handles and can include a handle on each side that does not turn or latch. Often used for linen closets and broom closets.



## PROJECT OF THE MONTH: DOORS & TRIM



# Barn door

### Space saving sliding door system

From a bedroom ensuite to home offices and room dividers, barn-style doors are a fresh way to add a creative flair to your home. They are a great solution for small spaces where a traditional swinging door isn't practical. You will, however, need wall space adjacent to the doorway to slide the door over. Barn door hardware is available in a variety of finishes and styles ranging from rustic to sleek contemporary. Also available is mini barn door hardware to use on smaller applications like furniture, window coverings or to hide a wall-hung tv. The actual door part of the system can be any door you choose. You can match the doors used in the rest of your home or you can go with something completely different. Some pre-made doors resemble an actual rustic barn door or you can build something of your own design. The door should completely cover the door opening with a 2 inch overhang on both sides, at least an inch at the top and a half inch of space between the door bottom and the floor. Installation is not difficult but it does require attention to detail so the door operates properly.

onward



# PROJECT OF THE MONTH: DOORS & TRIM

# Get rewarded



X



Rewarding Canadians, every day™<sup>1</sup>



With this coupon and minimum \$50 purchase get

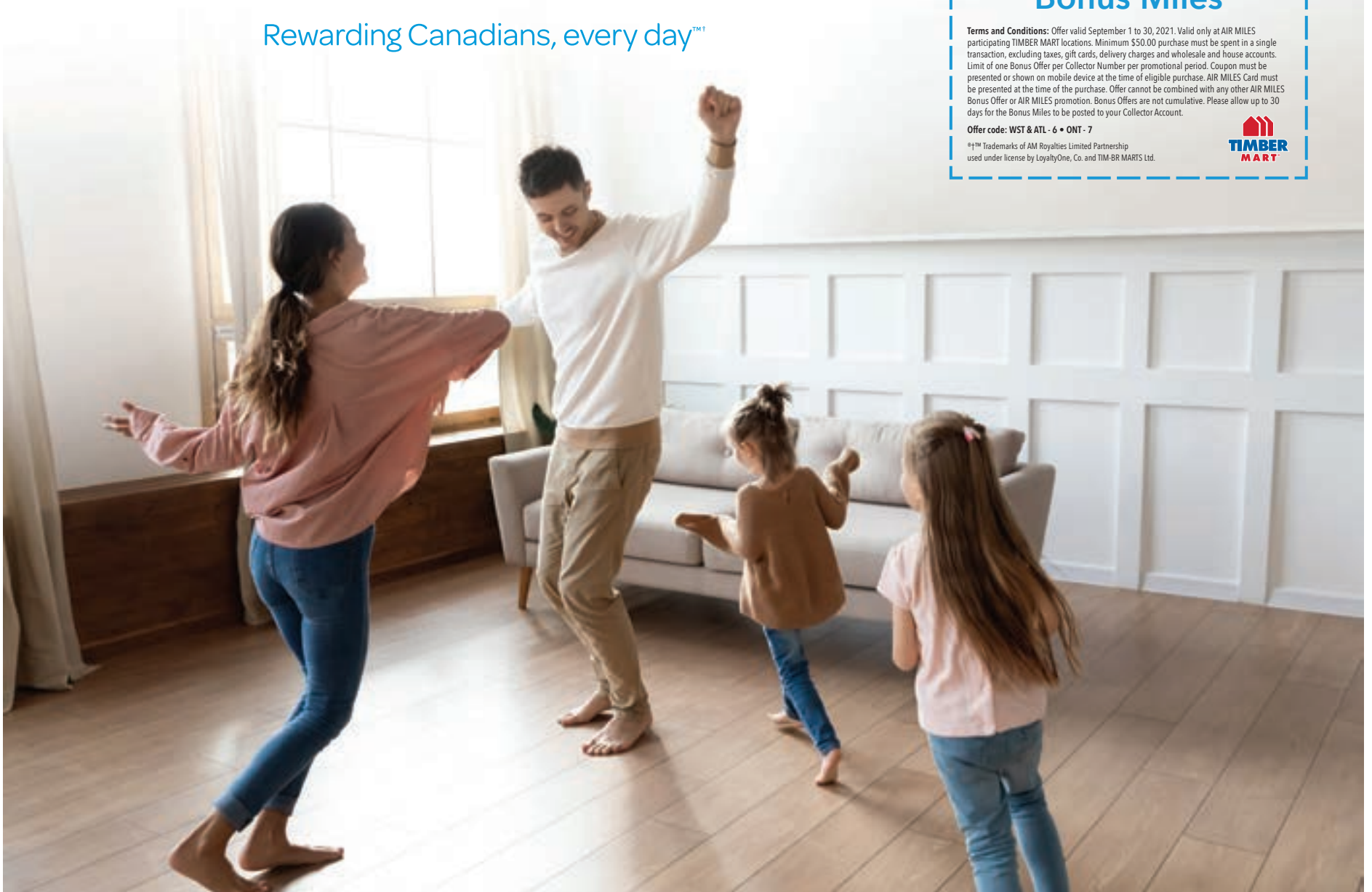
# 20

**AIR MILES®  
Bonus Miles**

**Terms and Conditions:** Offer valid September 1 to 30, 2021. Valid only at AIR MILES participating TIMBER MART locations. Minimum \$50.00 purchase must be spent in a single transaction, excluding taxes, gift cards, delivery charges and wholesale and house accounts. Limit of one Bonus Offer per Collector Number per promotional period. Coupon must be presented or shown on mobile device at the time of eligible purchase. AIR MILES Card must be presented at the time of the purchase. Offer cannot be combined with any other AIR MILES Bonus Offer or AIR MILES promotion. Bonus Offers are not cumulative. Please allow up to 30 days for the Bonus Miles to be posted to your Collector Account.

**Offer code:** WST & ATL - 6 • ONT - 7

\*1™ Trademarks of AIM Royalties Limited Partnership used under license by LoyaltyOne, Co. and TIM-BR MARTS Ltd.





## PROJECT OF THE MONTH: DOORS & TRIM



# Moulding basics

There are many types of moulding and in many different styles. It can be quite overwhelming when you are planning a DIY moulding project. But there are some basic types you should be familiar with and each has its own purpose. With the onset of modern building techniques, most moulding types have become purely decorative. For instance, a chair rail was traditionally used to protect plaster walls from chairs being pushed into them and damaging the plaster. The function of a chair rail is no longer relevant with today's walls made from drywall but are still a popular decorative option.



### Baseboard

Covers the gap between flooring and the wall. Today's baseboards tend to be taller than the shorter trend in past years.



### Window casing

Hides the gap between wall and window. A chunky casing will dramatically frame a window. A minimal casing will have a more streamlined effect.



### Crown moulding

Traditionally hid gap between wall and ceiling. Available in assorted profiles and sizes. Cove moulding is a crown with one big curve making the profile more simple.



### Chair rail and wainscott

Chair rail is typically 3 feet above the floor. Wainscott is the wall treatment below the chair rail and can be a formal or casual look.



### Architrave

This is a decorative moulding piece that sits on top of a door or window. Adds a formal and classic elegance to any room.



### Coffered ceiling

This is a series of built-up panels added to a flat ceiling and usually in a rectangular or square grid. Used to create a highly decorative detail.

## PROJECT OF THE MONTH: DOORS & TRIM



Canada's Building Centre



# Before & after

## Take a room to the next style level with moulding

Most home interiors built in the last 50 years are pretty basic and architecturally uninteresting. Adding trim makes your space look more custom and valuable, and is an easy way to add personality. Looking to sell your home? These are the details home buyers want. Properly installed trim makes rooms beautiful even when there is no furniture. Get this look by adding a combination of mouldings and MDF boards.

