



Canada's **Building** Centre

Project Of The Month

Garages

The garage is much more than a place to park your car. This hard working space also functions as vital storage for seasonal items, a workshop for home projects and a mudroom for transitioning between outdoors and indoors. If you are looking to give your existing garage a makeover or to build a garage from scratch, TIMBER MART has top quality materials and expert advice to ensure your garage project will be completed with professional results.

PROJECT OF THE MONTH: GARAGE



Canada's Building Centre



Plan TBM775



STORAGE

Build a garage

We have the plan

When you're thinking about building your dream garage, come to TIMBER MART first. We have a vast selection of distinctive garage plans to choose from. From one car to multiple vehicles, TIMBER MART garage plans are available in a variety of sizes and styles to suit your needs and budget. We make it easy to turn your ideas into reality. Our experts can help you customize any plan to make your dream garage come true. We'll start by assisting you in the planning stage, then equip you with all the supplies, tools and helpful advice you'll need to complete your project to your satisfaction. Shop for plans and supplies at TIMBER MART – where the contractors go!



Pick up our exclusive Garage & Shed Plans book in-store or check out plans online at **timbermart.ca**

P R O J E C T O F T H E M O N T H : G A R A G E



TIMBER MART Garage Packages

Our expertise in lumber and building materials allows us to offer pre-planned garage packages in assorted sizes. You choose the size, we'll package it up.





Our DIY garage packages make your project easier by providing you with everything you need to finish the job. We have top quality materials to ensure your garage project will be completed with professional results. Every basic garage package includes structural wall system, top and bottom plates, large and small headers, gasket, wall studs, wall sheathing, roof system, 25 year shingles, garage door, entry door and hardware, 36" x 24" window and all required nails. Also included is a garage instruction guide specific to that particular size. Guide includes a tool and material list, non-construction drawings and helpful advice. Priced separately are construction blueprints, footings, foundation and floor as well as finishing items such as siding and interior finishing products. Optional vinyl siding packages are available for every size garage package. We can alter the size of any garage package or customize your finishing choices to fit your needs. Talk to the experts at TIMBER MART about all the build and design options open to you. We will quote your project costs and help you meet your budget needs.

PROJECT OF THE MONTH: GARAGE




Canada's Building Centre



Garage doors

A new garage door provides safe and easy access to your garage and home. It also refreshes your property's overall appearance and gives your home instant curb appeal. Look for a well made and well insulated garage door to stand up to everyday use and our diverse Canadian weather. While strength and durability are important, you want your garage door to look beautiful too. When a garage door is the most prominent element of a house front, it needs to look great. Choose a style and colour that complements and blends in with the architecture of your home and neighbourhood. The old time traditional look of Carriage Craft garage doors with optional decorative hardware has increased in popularity in recent years. These doors look good on a traditional style home as well as a minimalist modern farmhouse. Once you decide on a style direction, consider including optional windows that will add natural light to a dark garage. Talk to one of our TIMBER MART garage specialists about all options available to you. They can give you expert advice so that you can make the best choice for your home and budget.



VIDEO What goes into the making of a Steel-Craft Garage Door.



Door openers

There are specific factors to take into account before buying a garage door opener. Openers are available in different weight capacities and drive styles and safety features can vary. In order that you purchase a product that best meets your needs, talk to one of our Garage Specialists about the latest technologies available to you.

PROJECT OF THE MONTH: GARAGE



Style update

Ramp up your curb appeal with a Steelcraft Elite or Contemporary Garage Door



Elite Charcoal

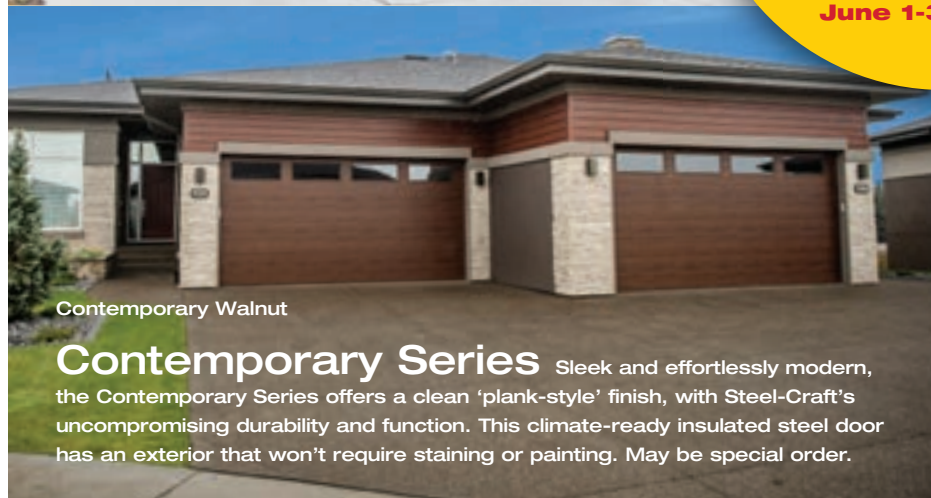
Elite Series Steel-Craft's Elite Series is the perfect blend of form and function. Available in a rich walnut woodgrain, deep matte charcoal and a new sable grey, the Elite Series adds sophistication to any home. May be special order.



Contemporary Charcoal



Elite Walnut



Contemporary Walnut

Contemporary Series Sleek and effortlessly modern, the Contemporary Series offers a clean 'plank-style' finish, with Steel-Craft's uncompromising durability and function. This climate-ready insulated steel door has an exterior that won't require staining or painting. May be special order.



Steel-Craft offers a wide variety of residential garage doors and an array of top-quality replacement parts. Whether you are replacing an old garage door, building a new home, or repairing a broken door, Steel-Craft has what you're looking for. All Steel-Craft door styles are built to stand up to our wide-ranging Canadian weather with a patented "Weather-Lock" system and 100% Canadian steel.

PROJECT OF THE MONTH: GARAGE

Paint your garage door

Your Steel-Craft overhead door has a high quality baked-on coating and does not require painting. But, if you want to change the colour, it is possible to paint your garage door as well as the PVC window frames. The process requires specific preparation, priming with a rust inhibitor for the door and Rust-Oleum® Plastic Primer for the window frames followed by a top coat of a good quality exterior paint. Click the link below for complete instructions on how to paint a Steel-Craft garage door.



[Click here for complete downloadable instructions.](#)



Canada's Building Centre

Paint your garage floor

An easy home upgrade is painting your garage floor which will protect it from car fluids and make cleanup much easier. When selecting garage floor paint, make sure to choose an epoxy paint created especially for garage floors. Garage floor paint is water and chemical resistant so spills wipe up instead of soaking into the floor. Before you start, be sure to repair any cracks with concrete filler and clean the floor thoroughly. Proper pre-paint preparation will determine the success of the paint job.



VIDEO Brighten your garage with a clean, glossy, showroom-quality floor using RUST-OLEUM Epoxyshield Garage Floor Coating Kit.



RUST-OLEUM | How to Use RUST-OLEUM Epoxyshield Garage Floor Coating Kit

PROJECT OF THE MONTH: GARAGE



Canada's Building Centre

Cut the clutter

Has your garage become an obstacle course for household clutter? Do you dread having to find anything within that clutter?

**Don't get mad.
Get organized!**

TIMBER MART has the storage and organization solutions you need to create a clutter-free, functional garage. Choose from overhead storage, wall shelving, tool storage, storage systems, totes, tire racks, heavy duty racking and more. When deciding what goes where, be sure to keep frequently used items within easy access and less used seasonal items in harder to reach areas. Also consider load capacities and choose shelving and hooks that will withstand the load they bear.



onward

Come in to
TIMBER MART and
see Onward's
innovative garage
storage solutions
for today's
homeowner



PROJECT OF THE MONTH: GARAGE


Turn your garage into living space



With help from ROCKWOOL Insulation

If you've ever lamented that your house is too small, you may be able to add an extra room without building a costly addition. Re-purposing a garage that isn't being used can dramatically increase your home's available living space. The key to transforming your garage into a comfortable living space is insulation. A product like COMFORTBATT® is designed for use in wood and steel framing in residential homes. COMFORTBATT's semi-rigid design and flexible edge means it easily compresses when inserted into walls and ceilings making it a breeze to install. Below are ideas of what your garage could become with the help of ROCKWOOL Insulation...

Imagine the possibilities...



DIY workshop Imagine a huge workbench and a place for keeping tools tidy and organized. A garage is the perfect place for home projects and hobbies like painting and model-building. Don't worry about chemicals you might be using because COMFORTBATT® stone wool insulation is non-combustible and fire resistant. It won't develop toxic smoke or promote flame spread, even when exposed directly to a fire.



Home office If woodworking isn't your thing, what about a home office? You could add plenty of shelving, lay down a cozy throw rug and bring in lamps for good reading light. COMFORTBATT® stone wool insulation will make your new usable space feel warm and inviting. COMFORTBATT® is easy to cut and install so getting a perfect fit around pipes, electrical boxes, ductwork, studs and joists is no sweat.



Home gym What about transforming your garage into a workout zone just steps from your kitchen? There's nothing like convenience to make exercise part of your daily routine. Since healthy living is the goal, you'll be pleased to know that COMFORTBATT® stone wool insulation is GREENGUARD Gold Certified and contributes to a healthier indoor environment while improving your home's energy efficiency.

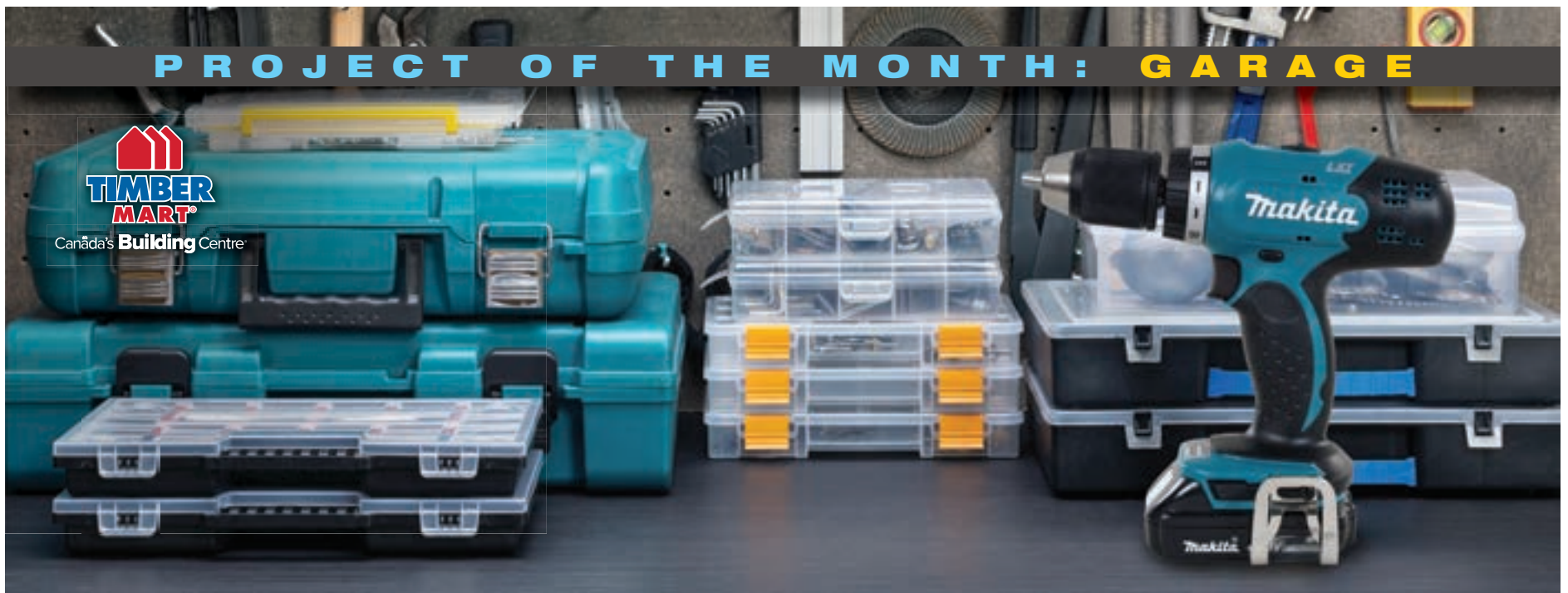


Music studio You might drive your family crazy if you practice your guitar for hours in the living room or if you bring home a noisy drum set so you can channel your inner rock star. COMFORTBATT® stone wool insulation provides excellent sound absorbency so you won't wake up the neighborhood during a late-night jam session.

PROJECT OF THE MONTH: GARAGE



Canada's Building Centre



Essential power tools for the home workbench

A well-equipped workbench is crucial for completing DIY projects around the home and every basic tool box should include these 4 power tools



Cordless drill Used for driving screws and drilling holes, this tool will be used on almost every DIY project. From hanging shelves to building a deck, a cordless drill is a must. There are many options to consider including voltage, keyed or keyless chuck, straight drill or hammer drill.



Jig saw Used for cutting curves and shapes. Can freely cut in any direction and are great for light to medium duty cutting. Look for one with variable speeds which gives you greater control over speed and accuracy. Tool-less blade changing is another convenient feature.



Circular saw Made for long, straight cuts. Can be used with a clamp-on straight-edge for the accuracy of a table saw. Can also be set for bevel cuts. Circular saws take their size from the size of the blade, the most common being 7-1/4". Corded circular saws are more powerful and better suited for tough cutting jobs.



Sander Proper sanding can make or break a project which is why a power sander is vital. There are different types of sanders to choose from depending on the sanding job. Sheet sanders and orbital sanders are good multi-purpose sanders while detail sanders and belt sander are more job specific.

Makita offers a wide range of innovative, lightweight and efficient tools that are easy to use.

A TIMBER MART Tool Specialist can guide you to the right Makita model for your needs.